

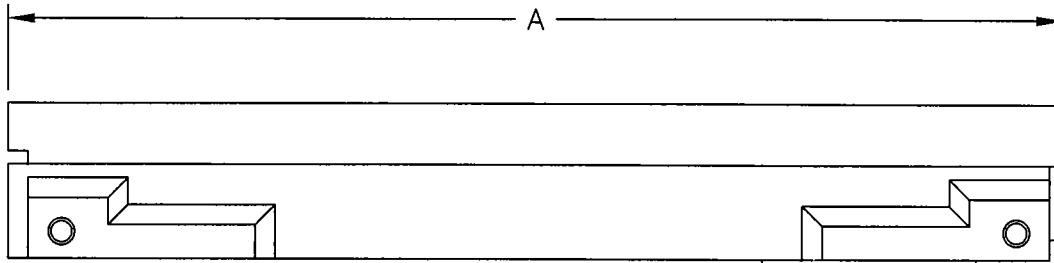
SPECIFICATION:

MEA-JOSAM LZ1000 SERIES SHALLOW POLYMER CONCRETE DRAINAGE CHANNEL WITH GALVANIZED STEEL PROTECTED EDGE.

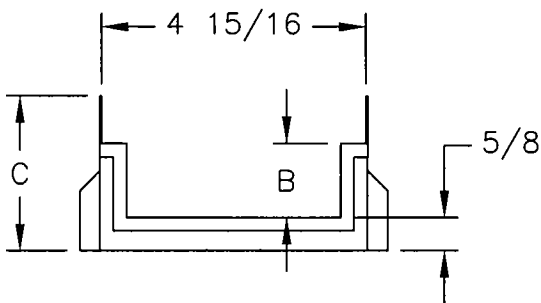

CHANNEL
SHALLOW

SERIES

LZ 1000



◆ OUTLET AVAILABLE ON
PN 155565 & 155575
ONLY



TYPE	PN	A	B	C
LZ1000.0/60	155561	39.4	1.00	2.50
LZ1000.1/60	155563	19.7	1.00	2.50
◆ LZ1000.0A/60	155565	39.4	1.00	2.50
LZ1000.0/80	155571	39.4	1.75	3.25
LZ1000.1/80	155573	19.7	1.75	3.25
◆ LZ1000.0A/80	155575	39.4	1.75	3.25

DATE: 8-22-2001

DIMENSIONS ARE SUBJECT TO MANUFACTURER'S TOLERANCES AND CHANGE WITHOUT NOTICE. WE CAN ASSUME NO RESPONSIBILITY FOR USE OF SUPERSEDED OR VOID DATA.

DRAWING NO.

A-15358-K

MEA-JOSAM
MICHIGAN CITY, INDIANA

NOTES: