


















Josam’s various grate designs and material alternatives such as slotted and mesh grates in galvanized steel and stainless steel, non-slip swimming pool grates in HDPE as well as slotted grates in ductile iron make the Josam PRO-SNAP™ channel system superbly suited for most applications. Available in nominal interior channel widths of 4" and 8", for the best possible connection.



100 Series PRO-SNAP™ Grates							
		PRODUCT DESCRIPTION	PART NO.	DIM. (IN.)	SLOT WIDTH (IN.)*	LBS/UNIT	ADA/Heel Proof
Class A 3,500 lbs. 70 PSI		Galvanized Steel Slotted Grate	100-GSS-A-PS	4.8 x 19.7	0.31	2.5	ADA/HP
		Stainless Steel Slotted Grate	100-SSS-A-PS	4.8 x 19.7	0.31	2.6	ADA/HP
		HDPE Perforated Grate	100-HDPE-A-PS	4.8 x 19.7	0.25	1.1	ADA/HP
Class C 50,000 lbs. 1,162 PSI		Stainless Steel Slotted Grate	100-SSS-C-PS	4.8 x 19.7	0.31	4.8	ADA/HP
		Ductile Iron Slotted Grate	100-DIS-C-PS	4.8 x 19.7	0.31	8.9	ADA/HP
		Galvanized Steel Slotted Grate	100-GSS-C-PS	4.8 x 19.7	0.31	4.7	ADA/HP
Class F 200,000 lbs. 4,182 PSI		Ductile Iron Slotted Grate	100-DIS-F-PS	4.8 x 19.7	0.50	12.0	ADA
200 Series PRO-SNAP™ Grates							
		PRODUCT DESCRIPTION	PART NO.	DIM. (IN.)	SLOT WIDTH (IN.)*	LBS/UNIT	ADA/Heel Proof
Class C 56,000 lbs. 1,162 PSI		Ductile Iron Slotted Grate	200-DIL-C-PS	8.8 x 19.7	0.31	15.8	ADA/HP
Class E 135,000 lbs. 2,788 PSI		DI Longitudinal Slotted Grate	200-DIL-E-PS-DC	8.8 x 19.7	0.31	29.5	ADA/HP
Class F 200,000 lbs. 4,182 PSI		Ductile Iron Slotted Grate	200-DIS-F-PS	8.8 x 19.7	0.50	29.2	ADA

PRO-SNAP™ Grates Cannot Be Used With DI Rail

PRO-PLUS™ 100 SERIES GRATES

100 Series Grates									
LOAD RATING	IMAGE	PRODUCT DESCRIPTION	PART NO.	DIM. (IN.)	LBS/UNIT	SLOT WIDTH (IN.)*	LOCKING DEVICE		ADA/Heel Proof
							Type	Part No.	
Class A 3,500 lbs. 70 PSI		Galvanized Steel Slotted Grate	100-GSS-A	4.8 x 19.7	2.5	0.31	LB	360141	ADA/HP
		Galvanized Steel Perforated Grate	100-GSP-A	4.8 x 19.7	2.8	0.25	LB	360141-FH	ADA/HP
		Stainless Steel Slotted Grate	100-SSS-A	4.8 x 19.7	2.6	0.31	LB	360141	ADA/HP
		Stainless Steel Perforated Grate	100-SSP-A	4.8 x 19.7	2.8	0.25	LB	360141-FH	ADA/HP
		Vinylester Bar Grate	100-VB-A-DC	4.8 x 19.7	2.2	0.50	LB	360141-FH	ADA/HP
		GRP Slotted Grate	100-GRP-A	4.8 x 19.7	3.9	0.31	LB BD	360141 360143	ADA/HP
		Decorative Stainless Steel Grate	100-SSWW-A	4.8 x 19.7	3.6	0.19	LB	360141-FH	ADA/HP
Class C 56,000 lbs. 1,162 PSI		Ductile Iron Slotted Grate	100-DIS-C	4.8 x 19.7	8.9	0.31	LB BD	360141 360143	ADA/HP
		Cast Iron Solid Cover	100-CIS-C-DC	4.8 x 19.7	10.9	N/A	LB	360141	N/A
		Galvanized Steel Perforated Grate	100-GSP-C	4.8 x 19.7	5.0	0.25	LB	360141-FH	ADA/HP
		Stainless Steel Mesh Grate	100-SSM-C	4.8 x 19.7	4.3	1.1	LB	360141-FH	N/A
		Stainless Steel Slotted Grate	100-SSS-C	4.8 x 19.7	4.8	0.31	LB	360141	ADA/HP
		Stainless Steel Perforated Grate	100-SSP-C	4.8 x 19.7	5.0	0.25	LB	360141-FH	ADA/HP
		DI Longitudinal Slotted Grate	100-DIL-C-DC	4.8 x 19.7	11.8	0.19	LB	360141	ADA/HP
		Galvanized Steel Slotted Grate	100-GSS-C	4.8 x 19.7	4.7	0.31	LB	360141	ADA/HP
		GRP Slotted Grate	100-GRP-C	4.8 x 19.7	3.9	0.31	LB BD	360141 360143	ADA/HP
		Decorative Stainless Steel Grate	100-SSWW-C	4.8 x 19.7	4.6	0.19	LB	360141-FH	ADA/HP

PRO-PLUS™ 100 & 200 SERIES GRATES

100 Series Grates									
LOAD RATING	IMAGE	PRODUCT DESCRIPTION	PART NO.	DIM. (IN.)	LBS/UNIT	SLOT WIDTH (IN.)*	LOCKING DEVICE		ADA/Heel Proof
							Type	Part No.	
Class E 135,000 lbs. 2,788 PSI		Ductile Iron Slotted Grate	100-DIS-E-DC	4.8 x 19.7	14.5	0.31	LB	360141	ADA/HP
		Ductile Iron Slotted Grate	100-DIS-F	4.8 x 19.7	12.1	0.50	LB BD	360141 360143	ADA

200 Series Grates									
LOAD RATING	IMAGE	PRODUCT DESCRIPTION	PART NO.	DIM. (IN.)	LBS/UNIT	SLOT WIDTH (IN.)*	LOCKING DEVICE		ADA/Heel Proof
							Type	Part No.	
Class A 3,500 lbs. 70 PSI		Vinylester Bar Grate	200-VB-A-DC	8.8 x 19.7	3.8	0.31	LB	360142-FH	ADA/HP
		Decorative Stainless Steel Grate	200-SSWW-A	8.8 x 19.7	5.9	0.25	LB	360142-FH	ADA/HP
Class C 56,000 lbs. 1,162 PSI		Ductile Iron Slotted Grate	200-DIS-C	8.8 x 19.7	15.9	0.31	LB BD	360142 360143	ADA/HP
		GRP Slotted Grate	200-GRP-C	8.8 x 19.7	11.8	0.31	LB BD	360142 360143	ADA/HP
		Stainless Steel Mesh Grate	200-SSM-C	8.8 x 19.7	10.5	1.2	LB	360142-FH	N/A
		Decorative Stainless Steel Grate	200-SSWW-C	8.8 x 19.7	8.4	0.25	LB	360142-FH	ADA/HP
Class E 135,000 lbs. 2,788 PSI		DI Longitudinal Slotted Grate	200-DIL-E-DC	8.8 x 19.7	29.6	0.31	LB BD	360142 360143	ADA/HP
Class E/F 200,000 lbs. 4,182 PSI		Ductile Iron Slotted Grate	200-DIS-F	8.8 x 19.7	29.3	0.50	LB BD	360142 360143	ADA

Decorative Grates Available Upon Request