

## 49320A SERIES

## 12" SQUARE TOP, 6" DEEP

### APPLICATION

For use in non-traffic areas where ultimate sanitation is desired, such as kitchens, hospitals and food processing plants. The 9" square grate and medium sump accept moderate flow and the dome strainer intercepts debris which could block the drain line. Double drainage flange serves as an anchor in the sub-floor and redirects secondary moisture to the waste line. It may also be used with a clamp device to assure a bond between the drain and the flashing or waterproof membrane.

### SPECIFICATION

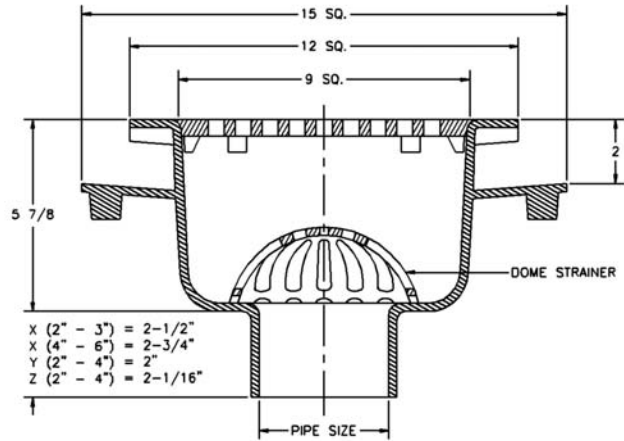
JOSAM 49320A Series square cast iron 5-7/8" deep SUPER-FLO-SEPTOR® Floor Sink with acid-resisting interior, double drainage flange with weepholes, bottom outlet, aluminum internal dome strainer and cast iron, non-traffic, acid-resisting, anti-tilting grate.

## For Options, See Below

OPTIONS N/A: -VP, -8, -20, -24

TYPE NO.	PIPE SIZE	LBS.
49322A	2	45
49323A	3	45
49324A	4	45
49326A	6	45

SLOT WIDTH 3/8"



GRATE FREE AREA 26 SQ. IN.

FOR OUTLET TYPE, SPECIFY -X, -Y or -Z.

## 49320A-LF SERIES

## Less Flange

### APPLICATION

For use in non-traffic areas where ultimate sanitation is desired, such as kitchens, hospitals and food processing plants. The 9" square grate and medium sump accept moderate flow and the dome strainer intercepts debris which could block the drain line.

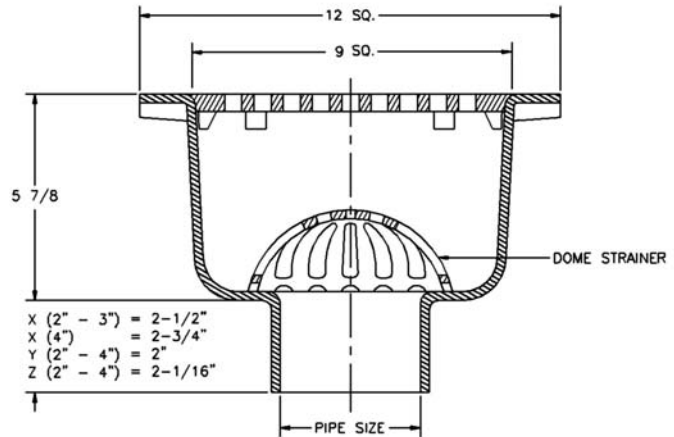
### SPECIFICATION

JOSAM 49320A-LF Series square cast iron 5-7/8" deep SUPER-FLO-SEPTOR® Floor Sink with acid-resisting interior, bottom outlet, aluminum internal dome strainer and cast iron, non-traffic, acid-resisting, anti-tilting grate.

OPTIONS N/A: -VP, -8, -20, -24, -C

TYPE NO.	PIPE SIZE	LBS.
49322A-LF	2	28
49323A-LF	3	28
49324A-LF	4	28
49326A-LF	6	28

SLOT WIDTH 3/8"



GRATE FREE AREA 26 SQ. IN.

FOR OUTLET TYPE, SPECIFY -X, -Y or -Z.

## OPTIONS

- ▼ -LF Less Flange
- ▼ -NB Nickel Bronze Traffic Top
- LG Less Grate
- 3 1/2 Grate
- 4 3/4 Grate
- 5 Nikaloy Extra Heavy-Duty Grate & Rim (Not SUPER-FLO® Design)
- 7 Full Grate with 2-1/2" Center Opening
- 8 Stainless Steel Depressed Grate, NB
- VP Secured Grate, Vandal-Proof Screws, NB
- 15 Stainless Steel Rim and Grate, NB
- 16 Grate with 4" Round Funnel
- 17 Grate with 6" Round Funnel
- 18 Grate with 9" x 3-1/2" Oval Funnel
- 20 Solid Nikaloy Cover, NB
- 24 Chained Grate, NB
- 31 Sediment Bucket (Aluminum)
- 33 Sediment Bucket (A.R. Finish)
- ▽ -35 Stainless Steel Mesh Bucket Liner
- 43 Internal Dome Strainer (A.R. Finish)
- 45 Less Internal Dome Strainer
- 55 1/2" Primer Adaptor, 88450 Provided for 2" - 4"
- 1/2" Primer Tap, 6"
- C Clamp Device, 49320A, 49320A-NB

### OUTLETS

- X Inside Caulk Outlet
- Y Hub Outlet with Gasket, 2"-4"
- Z No-Hub Outlet

▽ Specify -31 or -33 Bucket

## 49320A-NB SERIES

## with -NB Nikaloy Traffic Top

### APPLICATION

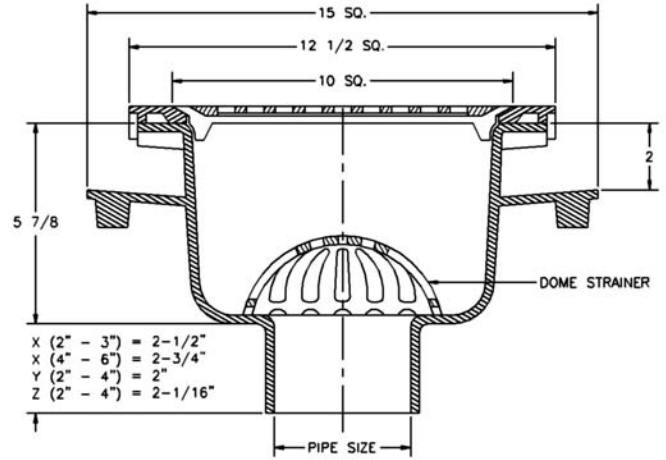
For use in areas where pedestrian and medium weight wheel loads are anticipated and ultimate sanitation is desired, such as kitchens, hospitals and food processing plants. The 10" square grate and medium sump accept moderate flow and the dome strainer intercepts debris which could block the drain line. Double drainage flange serves as an anchor in the sub-floor and redirects secondary moisture to the waste line. It may also be used with a clamp device to assure a bond between the drain and the flashing or waterproof membrane.

### SPECIFICATION

JOSAM 49320A-NB Series square cast iron 6-1/4" deep SUPER-FLO-SEPTOR® Floor Sink with acid-resisting interior, double drainage flange with weepholes, bottom outlet, aluminum internal dome strainer, Nikaloy sanitary sloped rim and Nikaloy light-duty, anti-tilting, SUPER-FLO® Grate.

TYPE NO.	PIPE SIZE	LBS.
49322A-NB	2	45
49323A-NB	3	45
49324A-NB	4	45
49326A-NB	6	45

SLOT WIDTH 1/2"



GRATE FREE AREA 35 SQ. IN.

FOR OUTLET TYPE, SPECIFY -X, -Y or -Z.

## 49320A-LF-NB SERIES

## Less Flange, with -NB Nikaloy Traffic Top

### APPLICATION

For use in areas where pedestrian and medium weight wheel loads are anticipated and ultimate sanitation is desired, such as kitchens, hospitals and food processing plants. The 10" square grate and medium sump accept moderate flow and the dome strainer intercepts debris which could block the drain line.

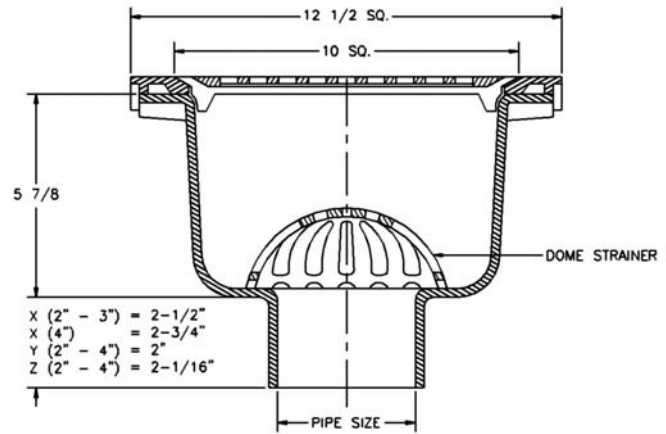
### SPECIFICATION

JOSAM 49320A-LF-NB Series square cast iron 6-1/4" deep SUPER-FLO-SEPTOR® Floor Sink with acid-resisting interior, bottom outlet, aluminum internal dome strainer, Nikaloy sanitary sloped rim and Nikaloy light-duty, anti-tilting, SUPER-FLO® Grate.

OPTION N/A: -C

TYPE NO.	PIPE SIZE	LBS.
49322A-LF-NB	2	28
49323A-LF-NB	3	28
49324A-LF-NB	4	28
49326A-LF-NB	6	28

SLOT WIDTH 1/2"



GRATE FREE AREA 35 SQ. IN.

FOR OUTLET TYPE, SPECIFY -X, -Y or -Z.