

49360A SERIES

12" SQUARE TOP, 10" DEEP

APPLICATION

For use in non-traffic areas where ultimate sanitation is desired, such as kitchens, hospitals and food processing plants. The 9" square grate and deep sump accept heavy flow and the dome strainer intercepts debris which could block the drain line. Double drainage flange serves as an anchor in the sub-floor and redirects secondary moisture to the waste line. It may also be used with a clamp device to assure a bond between the drain and the flashing or waterproof membrane.

SPECIFICATION

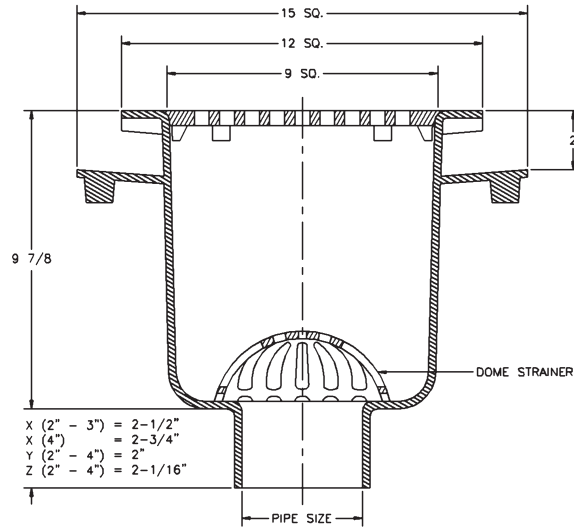
JOSAM 49360A Series square cast iron 9-7/8" deep SUPER-FLO-SEPTOR® Floor Sink with acid-resisting interior, double drainage flange with weepholes, bottom outlet, aluminum internal dome strainer and cast iron, non-traffic, acid-resisting, anti-tilting grate.

For Options, See Below

OPTIONS N/A: -VP, -8, -20, -24

TYPE NO.	PIPE SIZE	LBS.
49362A	2	62
49363A	3	65
49364A	4	65

SLOT WIDTH 3/8"



GRATE FREE AREA 26 SQ. IN.

FOR OUTLET TYPE, SPECIFY -X, -Y or -Z.

49360A-LF SERIES

Less Flange

APPLICATION

For use in non-traffic areas where ultimate sanitation is desired, such as kitchens, hospitals and food processing plants. The 9" square grate and deep sump accept heavy flow and the dome strainer intercepts debris which could block the drain line.

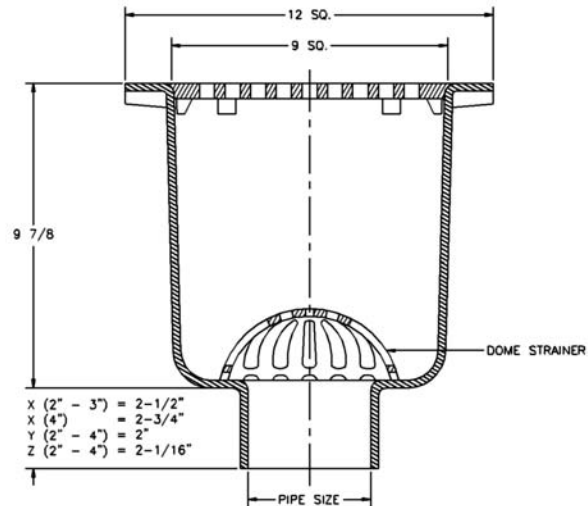
SPECIFICATION

JOSAM 49360A-LF Series square cast iron 9-7/8" deep SUPER-FLO-SEPTOR® Floor Sink with acid-resisting interior, bottom outlet, aluminum internal dome strainer and cast iron, non-traffic, acid-resisting, anti-tilting grate.

OPTIONS N/A: -VP, -8, -20, -24, -C

TYPE NO.	PIPE SIZE	LBS.
49362A-LF	2	53
49363A-LF	3	55
49364A-LF	4	56

SLOT WIDTH 3/8"



GRATE FREE AREA 26 SQ. IN.

FOR OUTLET TYPE, SPECIFY -X, -Y or -Z.

OPTIONS

- | | | | |
|-------|--|----------------|--------------------------------------|
| ▼ -LF | Less Flange | -31 | Sediment Bucket (Aluminum) |
| ▼ -NB | Nickel Bronze Traffic Top | -32 | Shallow Sediment Bucket (Aluminum) |
| -LG | Less Grate | -33 | Sediment Bucket (A.R. Finish) |
| -3 | 1/2 Grate | ▽ -35 | Stainless Steel Mesh Bucket Liner |
| -4 | 3/4 Grate | -43 | Internal Dome Strainer (A.R. Finish) |
| -5 | Nikaloy Extra Heavy-Duty Grate & Rim (Not SUPER-FLO® Design) | -45 | Less Internal Dome Strainer |
| -7 | Full Grate with 2-1/2" Center Opening | -55 | 1/2" Primer Adapter, 88450 Provided |
| -8 | Stainless Steel Depressed Grate, NB | -C | Clamp Device, 49360A, 49360A-NB |
| -VP | Secured Grate, Vandal-Proof Screws, NB | | |
| -15 | Stainless Steel Rim and Grate | | |
| -16 | Grate with 4" Round Funnel | OUTLETS | |
| -17 | Grate with 6" Round Funnel | -X | Inside Caulk Outlet |
| -18 | Grate with 9" x 3-1/2" Oval Funnel | -Y | Hub Outlet with Gasket |
| -20 | Solid Nikaloy Cover, NB | -Z | No-Hub Outlet |
| -24 | Chained Grate, NB | | ▽ Specify -31 or -33 Bucket |

49360A-NB SERIES

with -NB Nikaloy Traffic Top

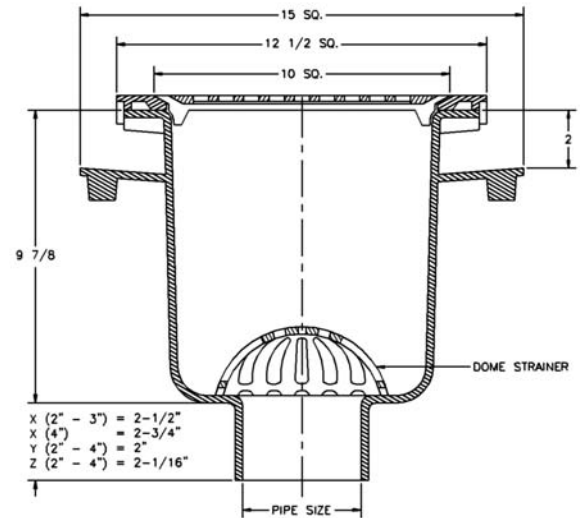
APPLICATION

For use in areas where pedestrian and medium weight wheel loads are anticipated and ultimate sanitation is desired, such as kitchens, hospitals and food processing plants. The 10" square grate and deep sump accept heavy flow and the dome strainer intercepts debris which could block the drain line. Double drainage flange serves as an anchor in the sub-floor and redirects secondary moisture to the waste line. It may also be used with a clamp device to assure a bond between the drain and the flashing or waterproof membrane.

SPECIFICATION

JOSAM 49360A-NB Series square cast iron 10-1/4" deep SUPER-FLO-SEPTOR® Floor Sink with acid-resisting interior, double drainage flange with weepholes, bottom outlet, aluminum internal dome strainer, Nikaloy sanitary sloped rim and Nikaloy light-duty, anti-tilting, SUPER-FLO® Grate.

SLOT WIDTH 1/2"



GRATE FREE AREA 35 SQ. IN.

FOR OUTLET TYPE, SPECIFY -X, -Y or -Z.

TYPE NO.	PIPE SIZE	LBS.
49362A-NB	2	69
49363A-NB	3	72
49364A-NB	4	72

49360A-LF-NB SERIES

Less Flange, with -NB Nikaloy Traffic Top

APPLICATION

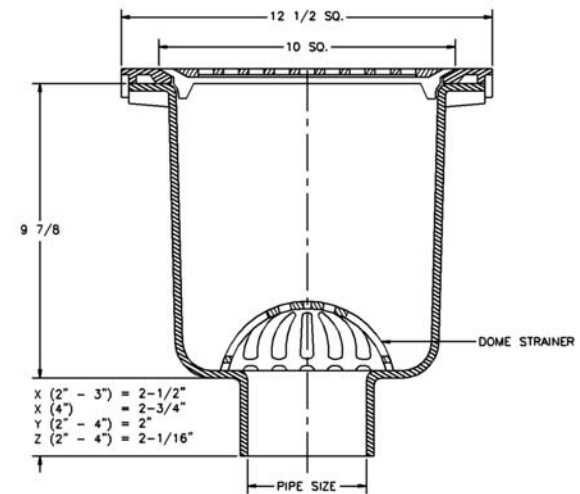
For use in areas where pedestrian and medium weight wheel loads are anticipated and ultimate sanitation is desired, such as kitchens, hospitals and food processing plants. The 10" square grate and deep sump accept heavy flow and the dome strainer intercepts debris which could block the drain line.

SPECIFICATION

JOSAM 49360A-LF-NB Series square cast iron 10-1/4" deep SUPER-FLO-SEPTOR® Floor Sink with acid-resisting interior, bottom outlet, aluminum internal dome strainer, Nikaloy sanitary sloped rim and Nikaloy light-duty, anti-tilting, SUPER-FLO® Grate.

OPTION N/A: -C

SLOT WIDTH 1/2"



GRATE FREE AREA 35 SQ. IN.

FOR OUTLET TYPE, SPECIFY -X, -Y or -Z.

TYPE NO.	PIPE SIZE	LBS.
49362A-LF-NB	2	60
49363A-LF-NB	3	62
49364A-LF-NB	4	63